


## Multi-frequency Mobile Antenna for the 800 MHz, 900 MHz, 1800 MHz, 2100 MHz and 2600 MHz Bands

### DESCRIPTION

- > Multi-frequency antenna – multi bands – one antenna!
- > Stainless steel LX-mount.
- > Especially suited for roof mounting.
- > Provided with FME-connection (supplied without cable).
- > Flexible section in mount for adjustment of whip (tiltable 15° by hand).
- > Installation with access from the outside only (requiring an 18 mm dia. hole).



### ORDERING

Type	Product No.
MU 800/900/1800/2100/2600-LX	130001567

### SPECIFICATIONS

Electrical	
Model	MU 800/900/1800/2100/2600-LX
Frequency	790 - 862 MHz
Antenna Type	Multi-frequency mobile antenna
Max. Input Power	15 W
Polarisation	Vertical
Impedance	50 Ω
VSWR	< 2.5:1
Bandwidth	800 MHz: > +50 MHz @ SWR = 2.0:1 900 MHz: > 40 MHz @ SWR = 1.5:1 1800 MHz: Approx. 200 MHz @ SWR = 2.0:1 (typ.) 1900 - 2200 MHz @ SWR = 2.0:1 (typ.) and 2600 MHz: > 200 MHz @ SWR = 2.5:1 (typ.)
Gain (EIA RS-329-1)	0 dB
Mechanical	
Materials	Whip: Black cover POM Black-chromed brass Mount: Stainless steel Brass Environment-proof plastics
Cable	FME-cable to be ordered separately
Installation Torque	3.5 Nm max.
Colour	Black
Height	93 mm / 3.66 in.
Weight	0.033 kg / 0.07 lb
Mounting	18 mm dia. hole




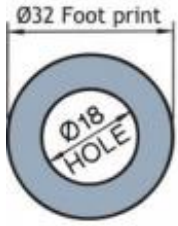
ADDITIONAL DATA

INSTALLATION

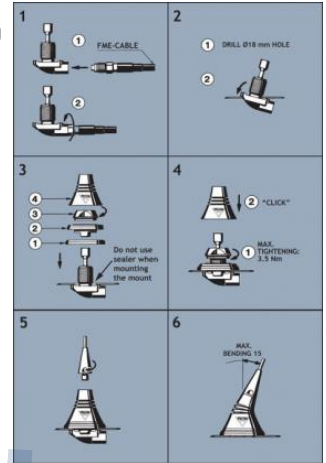
The LX-mount is especially suited for roof-mounting. It is recommended to mount the antenna at the centre of the roof to ensure the best omnidirectional coverage. Mounting can take place in an 18 mm dia. hole with access from the outside only. When cleaning the car in car-washing machines, the whip should be removed – a 9 mm fork spanner can be used. After wash, the whip is refitted and tightened lightly with the spanner. The mount is equipped with a bendable section ( $\pm 15^\circ$ ) to make it possible to adjust the antenna to an upright position.

1. INSTALLATION DIMENSIONS:

LX-MOUNT



2. INSTALLATION STEPS:



Do not use sealer on rubber gasket or other places.

**PLEASE NOTE:** When tightening the revolving nut (see picture 4), special care must be taken to keep the spanner in the correct position.

3. TUNING:

The antenna is delivered factory-tuned and requires no further tuning.

